

COLUMBIA PARTITIONS®

MANUFACTURED BY PSISC®

866.337.7286
www.psisc.com



RESTROOM PARTITION CATALOG

ABOUT COLUMBIA PARTITIONS




For over 30 years Columbia Partitions, a division of PSISC, has been a leading manufacturer of both Phenolic and HDPE PolyLife toilet partitions. We are proud to offer our customers and distributors low maintenance partitions that are built to last a lifetime and backed by the industry's best warranty.

Columbia Partitions utilizes the best materials on the market for the manufacturing of partitions. Our products are resistant to damage caused by moisture,

vandalism, and frequent use. Constructed using stainless steel vandal-resistant thru bolts and barrel fasteners, the strength and durability of our partitions makes them a perfect fit for high traffic facilities.

As the first to introduce solid Phenolic to the industry, Columbia Partitions is proud to offer "*The World's Most Durable Partitions*".


Materials




PolyLife® HDPE



Page 4 Phenolic



Page 6 TerraCore®



Page 8 Stainless Steel Page 9

MOUNTING OPTIONS



Overhead Braced

The most popular and most flexible style of toilet partition gives you the security and strength you need.



Floor to Ceiling

A stable and durable design, this mounting style is good for all areas subject to high usage.



Ceiling Hung

Provide easy access for floor maintenance. Requires structural ceiling support and stabilizing bars for extra strength and stability.

POLYLIFE® (HDPE)


PolyLife is a solid plastic material commonly known as HDPE (High Density Polyethylene). This 1" thick material is an excellent choice for toilet partitions, urinal screens, shower stalls, or countertops. This durable material is resistant to graffiti and other damage. It is non-porous and won't delaminate, rust, or corrode in areas with high moisture.



SPECIAL PROPERTIES:


Contributes to Green Building Certifications • Non-Porous • 20 Year Warranty on Material • Graffiti & Wear Resistant • Never Delaminates or Requires Painting*

**Hardware varies*



URINAL SCREENS

Urinal screens from Columbia Partitions are designed to withstand the wear and tear of public restrooms while ensuring maximum privacy. With three mounting options available, you can be guaranteed to find the right fit for your restrooms.



Type 1
Floor-Mount

Type 2
Wall Hung

Type 3
Pilaster Supported



12 AVAILABLE COLORS

No need to sacrifice looks for durability and function! Columbia Partitions offers twelve unique, color-through options for PolyLife® to fit every taste and aesthetic style.

NO SIGHT PARTITIONS

No Sight Partitions from PSiSC offer a low maintenance and highly durable solution to your customer's desire for privacy when using your commercial restrooms. We have designed partitions that offer different levels of privacy, all with the same strength and durability as our standard partitions.

SPECIAL FEATURES:

Rabbeted Doors Eliminate Gaps • Full High Aluminum or Stainless Steel Brackets • Choice of Any Material or Color • Choice of Any Surface Mounted Hinge • Available in Standard Sightless and Extended Sightless

PHENOLIC


Solid Phenolic is the most durable material in the world for the manufacturing of toilet partitions and urinal screens. It is a high density material made by applying heat and pressure to layers of kraft paper that has been saturated in a synthetic Phenolic resin. A chemical reaction known as polymerization occurs, transforming the materials into a high-pressure, dense sheet of Phenolic material. Phenolic is water resistant and highly durable, making it an excellent choice for high traffic areas.



SPECIAL PROPERTIES:

Contributes to Green Building Certifications • Multiple Thicknesses for Different Applications • Fire Rated Material Options • 25 Year Warranty on Material • Graffiti & Wear Resistant • Never Delaminates or Requires Painting • Engravings available*

**Hardware varies*



URINAL SCREENS

Urinal screens from Columbia Partitions are designed to withstand the wear and tear of public restrooms while ensuring maximum privacy. With three mounting options available, you can be guaranteed to find the right fit for your restrooms.



Type 1
Floor-Mount



Type 2
Wall Hung



Type 3
Pilaster Supported



DIVERSE COLOR SELECTION

Columbia Partitions is proud to offer a wide variety of colors for our Phenolic toilet partitions. With 34 standard colors, 6 premium wood grain options, and 6 color-through Columbia TerraCore® colors available, our partitions are guaranteed to be a great addition to your restrooms.

PERSONALIZED ENGRAVINGS

Want to take your partition to the next level? Columbia Partitions is now offering custom engravings for Phenolic toilet partitions. Get all of the durability of solid Phenolic with the added aesthetic appeal of a well-designed partition door.



NO SIGHT PARTITIONS


No Sight Partitions from PSiSC offer a low maintenance and highly durable solution to your customer's desire for privacy when using your commercial restrooms. We have designed partitions that offer different levels of privacy, all with the same strength and durability as our standard partitions.

SPECIAL FEATURES:


Rabbeted Doors Eliminate Gaps • Full High Aluminum or Stainless Steel Brackets • Choice of Any Material or Color • Choice of Any Surface Mounted Hinge • Available in Standard Sightless and Extended Sightless

TERRACORE®

A true color-through Phenolic, Columbia TerraCore® features all of the same properties as standard black core phenolic, with the added aesthetic quality of a single color material. This sought-after material option adds a unique touch to any bathroom design.



TC-200 Dirt



TC-600 Sand



TC-300 Pumice



TC-500 Rock



TC-400 Mud



TC-100 Sapphire

SPECIAL PROPERTIES:

Contributes to Green Building Certifications • Multiple Thicknesses for Different Applications • Graffiti & Wear Resistant • Fire Rated Material Options • 25 Year Warranty on Material • Never Delaminates or Requires Painting*

**Hardware varies*



Add a luxurious appeal to commercial washrooms with stainless steel partitions. Stainless steel in Diamond finish offers a style that is both aesthetically appealing and timeless. Our stainless steel material is a great solution for anyone looking to add a beautiful modern feel to any project. These partitions are eco-friendly and contribute to a building's LEED certification.

SPECIAL PROPERTIES:

Doors, Panels, Pilasters, Urinal, & Entrance Screens are 22 Gauge Type 304 Stainless Steel • Roll-Formed & Sealed Edges • Continuous Stainless Steel Interlocking Crown Molding • Solid Treated Plywood Grab Bar & Door Hardware Reinforcement • Crown Molding is Welded & Ground at Corners • 20% Recycled Content Honeycomb Core • 60-75% Stainless Steel Recycled Content • Contributes to LEED Certification • USGBC Member • Non-Absorbent (Excellent for Wet Areas) • Low Maintenance



DIAMOND PATTERN FINISH

- Graffiti Resistant
- Moisture Resistant
- Higher Resistance to Scratches
- Easily Cleaned and Maintained

FLOOR MOUNTED OVERHEAD BRACED

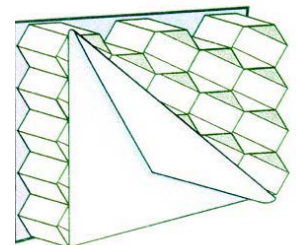
Most recommended installation for strength and durability. Headrail offers anti-grip design for safety and resistance to vandalism.



INTERLOCKING CROWN
MOLDING



VANDAL RESISTANT
FASTENERS



HONEYCOMB CORE

"THE HARDWARE MAKES THE DIFFERENCE"

Whether installing Partitions at the office or in a recreation center, quality hardware keeps the Partitions in place. PSISC® leads the industry for headware durability and selection. We are the only manufacturer to offer a complete line of Cast Stainless Steel hardware. With PSISC® you select the door hardware, the hinges, the brackets, and the mounting device that meets your needs. PSISC® hardware meets or exceeds all architectural specifications. Contact us for details.

HINGES



16 Ga. Full High
Stainless Steel



14 Ga. Full High
Stainless Steel




14 Ga. Full High
Stainless Steel Gravity



Full High Aluminum



Aluminum
Wrap Around



Integral
PolyLife Only



Cast
Stainless Steel



14 Ga.
Stainless Steel



11 Ga.
Stainless Steel

DOOR HARDWARE



Aluminum
PolyLife Only



Stainless Steel



Cast Stainless Steel



Indicator Latch

BRACKETS



Continuous
(Stainless Steel, Aluminum, Plastic)



Full High
(Aluminum)



Single High Stirrup
(Cast Stainless Steel, Stainless Steel, Aluminum)

HEADRAILS



1" Headrail



3/4" Headrail

SHOES



Stainless Steel

LOCKERS



ATHLETIC LOCKERS



USB CHARGING PORT



SHOULDER PAD HOLDERS



WASHROOM ACCESSORIES



BENCHES



BENCH PEDESTALS



Aluminum

Stainless Steel

Powder Coated
Steel

MANUFACTURED BY **PSiSC**®:



**COLUMBIA
LOCKERS**®

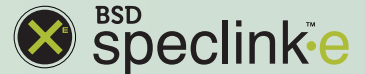


**COLUMBIA
ACCESSORIES**®



**COLUMBIA
PARTITIONS**®

SEE OUR SPECIFICATIONS:



825 Garland Street | Columbia, SC 29201
www.psis.com Office: 866.337.7286 Fax: 866.337.7291

COLUMBIA LOCKERS®, COLUMBIA PARTITIONS®, COLUMBIA ACCESSORIES®, and features are subject to one or more patent applications and these marks are trademarks of PSiSC®.

© 2019 PSiSC