

AGF

B R O M E

SHELVING SYSTEM



AGF BROME

KNOWS YOUR CHALLENGES !

DESIGN AND STORAGE SOLUTIONS

147, Des Textiles St, Cowansville (Quebec) Canada J2K 3P8
1 888 263 5993 | WWW.AGFBROME.COM



SHELVING SYSTEM › Shelving system and Mini-Racking



Shelving system and Mini-Racking

- Improve your professional image and credibility;
- Heavy-duty posts work for both shelving and mini-racking and permit shelves to adjust on 1" increments to maximize the number of storage spaces;
- Easy and simple installation helping save time and money;
- New drawer banks can be installed at any time to fit your growing needs;
- Standard color is grey but available in a wide range of other colors.

Configure your own AGF shelving system to meet your specific warehousing and storage needs.


Post



Side Panel



Boxed



Shelf



Divider 50-D12



50-BXC



50-PN



50-PS



50-PS16



50-RP



50-EQ



POSTS

MODEL	DESCRIPTION	WEIGHT
50-P51	Post 51" H	7
50-P75	Post 75" H	10

MODEL	DESCRIPTION	WEIGHT
50-P87	Post 87" H	11
50-P99	Post 99" H	13

SIDE AND BACK PANEL BRACES (hardware included)

MODEL	DESCRIPTION	WEIGHT
50-EL12	Kit (2) side 12"	1
50-EL15	Kit (2) side 15"	1.5
50-EL18	Kit (2) side 18"	2
50-EL24	Kit (2) side 24"	2.6
50-EL30	Kit (2) side 30"	3.5

MODEL	DESCRIPTION	WEIGHT
50-EA36	Kit (2) back 36"	5
50-EA42	Kit (2) back 42"	6
50-EA48	Kit (2) back 48"	7
50-EX36	Back sway "X" 36"	3.5
50-EX48	Back sway "x" 48"	4.25

REINFORCED BOXED SHELVES (hardware included)

MODEL	DESCRIPTION	WEIGHT
50-T3612	36" W X 12" D	8.5
50-T3618	36" W X 18" D	11
50-T3624	36" W X 24" D	14
50-T4215	42" W X 15" D	11.5

MODEL	DESCRIPTION	WEIGHT
50-T4230	42" W X 30" D	19
50-T4812	48" W X 12" D	12
50-T4818	48" W X 18" D	15
50-T4824	48" W X 24" D	18

SHELF DIVIDERS

MODEL	DESCRIPTION	WEIGHT
50-D12	Divider 12" D	1
50-D15	Divider 15" D	1.5
50-D18	Divider 18" D	2

MODEL	DESCRIPTION	WEIGHT
50-D24	Divider 24" D	2.5
50-D30	Divider 30" D	3.5

BACK PANELS (hardware included)

MODEL	DESCRIPTION	WEIGHT
50-PA3639	36" W x 39" H	9.5
50-PA4239	42" W x 39" H	11
50-PA4839	48" W x 39" H	13

MODEL	DESCRIPTION	WEIGHT
50-PA3651	36" W x 51" H	12.5
50-PA4251	42" W x 51" H	14.5
50-PA4851	48" W x 51" H	17

SIDE PANELS (hardware included)

MODEL	DESCRIPTION	WEIGHT
50-PC1239	12" W x 39" H	2.5
50-PC1251	12" W x 51" H	3
50-PC1539	15" W x 39" H	3.2
50-PC1551	15" W x 51" H	4
50-PC1839	18" W x 39" H	4.5

MODEL	DESCRIPTION	WEIGHT
50-PC1851	18" W x 51" H	5
50-PC2439	24" W x 39" H	5.5
50-PC2451	24" W x 51" H	7
50-PC3039	30" W x 39" H	7
50-PC3051	30" W x 51" H	9.5

CLOSED UPRIGHTS (2 welded posts included)

MODEL	DESCRIPTION	WEIGHT
50-PC1275S	12" W x 75" H	24
50-PC1575S	15" W x 75" H	26
50-PC1875S	18" W x 75" H	27
50-PC2475S	24" W x 75" H	30
50-PC1287S	12" W x 87" H	28
50-PC1587S	15" W x 87" H	30

MODEL	DESCRIPTION	WEIGHT
50-PC1887S	18" W x 87" H	31.5
50-PC2487S	24" W x 87" H	35
50-PC1299S	12" W x 99" H	32
50-PC1599S	15" W x 99" H	34
50-PC1899S	18" W x 99" H	36
50-PC2499S	24" W x 99" H	40.5

ACCESSORIES

MODEL	DESCRIPTION	WEIGHT
50-BA36	Front plate 36" W	0.9
50-BA42	Front plate 42" W	1.0
50-BA48	Front plate 48" W	1.1
50-BXC	Box 100 clips	ND
50-BXB	Box 100 bolts	ND
50-BXN	Box 100 nuts	ND

MODEL	DESCRIPTION	WEIGHT
50-PS	Floor anchor plate	0.22
50-PS12	Shim plate 12Ga	0.15
50-PS16	Shim plate 16Ga	0.09
50-PN	Leveling Glides Kit (2)	1
50-EQ	Corner Gussets (4)	1.2
50-RP	Splicer posts (2)	0.5

SHELVING SYSTEM › Shelving system

> Shelving system

› Complete model



› Extension model



Shelving system AGF - Open configuration

- ◆ Configurations available in widths of 36" or 48", depths of 12", 18" or 24" and heights of 75", 87" or 99";
- ◆ Includes 4 posts for the complete models and 2 posts for the extension models;
- ◆ Includes 5 to 7 boxed shelves with hardware;
- ◆ Includes 2 pairs (4) side braces;
- ◆ Includes 2 back braces for complete models;
- ◆ Capacity of shelves: 600 lb evenly distributed.

Open configuration - 18" D

COMPLETE MODEL	EXTENSION MODEL	DESCRIPTION
50-EO361875-5	50-EO361875-5E	36" W x 18" D x 75" H - 5 shelves
50-EO361887-6	50-EO361887-6E	36" W x 18" D x 87" H - 6 shelves
50-EO361899-7	50-EO361899-7E	36" W x 18" D x 99" H - 7 shelves
50-EO481875-5	50-EO481875-5E	48" W x 18" D x 75" H - 5 shelves
50-EO481887-6	50-EO481887-6E	48" W x 18" D x 87" H - 6 shelves
50-EO481899-7	50-EO481899-7E	48" W x 18" D x 99" H - 7 shelves

Open configuration - 24" D

COMPLETE MODEL	EXTENSION MODEL	DESCRIPTION
50-EO362475-5	50-EO362475-5E	36" L x 24" P x 75" H - 5 shelves
50-EO362487-6	50-EO362487-6E	36" L x 24" P x 87" H - 6 shelves
50-EO362499-7	50-EO362499-7E	36" L x 24" P x 99" H - 7 shelves
50-EO482475-5	50-EO482475-5E	48" L x 24" P x 75" H - 5 shelves
50-EO482487-6	50-EO482487-6E	48" L x 24" P x 87" H - 6 shelves
50-EO482499-7	50-EO482499-7E	48" L x 24" P x 99" H - 7 shelves

> Archive storage

› Complete model



AGF Shelving system offers configurations for archive storage

- ◆ Configurations available in width of 42", depths of 15" or 30" and heights of 75" or 87"
- ◆ Includes 4 posts for the complete models and 2 posts for the extension models;
- ◆ Includes 4 to 7 boxed shelves with hardware;
- ◆ Includes 2 pairs (4) side braces;
- ◆ Includes 2 back braces for complete models;
- ◆ Capacity of shelves: 600 lb evenly distributed.

COMPLETE MODEL	EXTENSION MODEL	DESCRIPTION
50-EA421575-4	50-EA421575-4E	42" W X 15" D X 75" H with 4 shelves
50-EA421587-7	50-EA421587-7E	42" W X 15" D X 87" H with 7 shelves
50-EA423075-4	50-EA423075-4E	42" W X 30" D X 75" H with 4 shelves
50-EA423087-7	50-EA423087-7E	42" W X 30" D X 87" H with 7 shelves

Contact Us for other or personalized configuration

› Complete model



Shelving system AGF - Closed configuration

- ◆ Configurations available in widths of 36" or 48", depth of 18" or 24" and height of 75", 87" or 99";
- ◆ Includes 4 posts for the complete models with welded closed upright and 2 posts for the extension models with welded closed upright ;
- ◆ Includes 2 back panels with hardware;
- ◆ Includes 5 to 7 boxed shelves with hardware;
- ◆ Includes 2 back braces for complete models;
- ◆ Capacity of shelves: 600 lb evenly distributed.

Closed configuration - 18" D

COMPLETE MODEL	EXTENSION MODEL	DESCRIPTION
50-EF361875-7	50-EF361875-7E	36" L x 18" P x 75" H - 7 shelves
50-EF361887-8	50-EF361887-8E	36" L x 18" P x 87" H - 8 shelves
50-EF361899-9	50-EF361899-9E	36" L x 18" P x 99" H - 9 shelves
50-EF481875-7	50-EF481875-7E	48" L x 18" P x 75" H - 7 shelves
50-EF481887-8	50-EF481887-8E	48" L x 18" P x 87" H - 8 shelves
50-EF481899-9	50-EF481899-9E	48" L x 18" P x 99" H - 9 shelves

› Extension model



Closed configuration - 24" D

COMPLETE MODEL	EXTENSION MODEL	DESCRIPTION
50-EF362475-7	50-EF362475-7E	36" L x 24" P x 75" H - 7 shelves
50-EF362487-8	50-EF362487-8E	36" L x 24" P x 87" H - 8 shelves
50-EF362499-9	50-EF362499-9E	36" L x 24" P x 99" H - 9 shelves
50-EF482475-7	50-EF482475-7E	48" L x 24" P x 75" H - 7 shelves
50-EF482487-8	50-EF482487-8E	48" L x 24" P x 87" H - 8 shelves
50-EF482499-9	50-EF482499-9E	48" L x 24" P x 99" H - 9 shelves

> Consulting services

The AGF team and their certified distributors offer consulting services for the management of your warehouse and/or store.



Our technical team along with our certified distributors offer a complete analysis of your warehouse or store space. They will propose both warehouse and storage equipment using the latest technology to maximize the use of every square and cubic foot available. With their recommendations AGF will provide a detailed proposal including CAD drawings.

Contact Us for other or personalized configuration

SHELVING SYSTEM › Mini-Racking system

> Mini-racking system

› Model 51-M484887HD



› Model 51-M483687



› Model 51-M483687E



Mini-Racking AGF - Preconfigured models

- ◆ A design and concept suitable for storage in the majority of industrial, institutional and commercial spaces.
- ◆ Configurations available in widths of 48", 60", 72" or 96", depths of 24", 36" or 48" and heights of 75" or 87";
- ◆ Included are 4 posts and 2 pairs (4) of side braces or 2 posts and 1 pair of side braces for the extension models;
- ◆ Available in robust or extra robust version;
- ◆ Includes 4 pairs (8) of beams with hardware;
- ◆ Capacity of 800 lbs to 1200 lbs distributed per level depending on configuration.

Configuration 75" H

COMPLETE MODEL	EXTENSION MODEL	DESCRIPTION
51-M482475	51-M482475E	48" L x 24" P x 75" H
51-M602475	51-M602475E	60" L x 24" P x 75" H
51-M722475	51-M722475E	72" L x 24" P x 75" H
51-M962475HD	51-M962475HDE	96" L x 24" P x 75" H Extra heavy-duty
51-M483675	51-M483675E	48" L x 36" P x 75" H
51-M603675	51-M603675E	60" L x 36" P x 75" H
51-M723675	51-M723675E	72" L x 36" P x 75" H
51-M723675HD	51-M723675HDE	72" L x 36" P x 75" H Extra heavy-duty
51-M963675HD	51-M963675HDE	96" L x 36" P x 75" H Extra heavy-duty
51-M484875	51-M484875E	48" L x 48" P x 75" H
51-M604875HD	51-M604875HDE	60" L x 48" P x 75" H Extra heavy-duty
51-M724875HD	51-M724875HDE	72" L x 48" P x 75" H Extra heavy-duty
51-M964875HD	51-M964875HDE	96" L x 48" P x 75" H Extra heavy-duty

Configuration 87" H

COMPLETE MODEL	EXTENSION MODEL	DESCRIPTION
51-M482487	51-M482487E	48" L x 24" P x 87" H
51-M602487	51-M602487E	60" L x 24" P x 87" H
51-M722487	51-M722487E	72" L x 24" P x 87" H
51-M962487HD	51-M962487HDE	96" L x 24" P x 87" H Extra heavy-duty
51-M483687	51-M483687E	48" L x 36" P x 87" H
51-M603687	51-M603687E	60" L x 36" P x 87" H
51-M603687HD	51-M603687HDE	60" L x 36" P x 87" H Extra heavy-duty
51-M723687	51-M723687E	72" L x 36" P x 87" H
51-M723687HD	51-M723687HDE	72" L x 36" P x 87" H Extra heavy-duty
51-M963687HD	51-M963687HDE	96" L x 36" P x 87" H Extra heavy-duty
51-M484887	51-M484887E	48" L x 48" P x 87" H
51-M604887HD	51-M604887HDE	60" L x 48" P x 87" H Extra heavy-duty
51-M724887HD	51-M724887HDE	72" L x 48" P x 87" H Extra heavy-duty
51-M964887HD	51-M964887HDE	96" L x 48" P x 87" H Extra heavy-duty

Contact Us for other or personalized configuration

SHELVING SYSTEM › Mini-racking system

> Mini-racking system - Tire rack



Mini-Racking AGF - Tire rack

- ◆ Configurations available in widths of 60" or 72", depths of 15" and height of 87";
- ◆ Includes posts, braces and hardware;
- ◆ Includes 3 pairs (6) beams with hardware per rack kit;
- ◆ Capacity of 400 lb by level.

MODEL	DESCRIPTION	WEIGHT
51-T601587	Tire rack single 60" W x 15" D x 87" H	101
51-T721587	Tire rack single 72" W x 15" D x 87" H	111
51-T604887	Tire rack double 60" W x 48" D x 87" H	210
51-T724887	Tire rack double 72" W x 48" D x 87" H	230


> Mini-racking system - Components

Configure your own AGF Mini-racking system to meet your specific warehousing and storage needs.

Post



Side Brace



Cross beam



POSTS

MODEL	DESCRIPTION	WEIGHT
50-P51	Post 51" H	7
50-P75	Post 75" H	10

MODEL	DESCRIPTION	WEIGHT
50-P87	Post 87" H	11
50-P99	Post 99" H	13

SIDE BRACES

MODEL	DESCRIPTION	WEIGHT
50-EL15	Kit (2) 15"	1.5
50-EL18	Kit (2) 18"	2
50-EL24	Kit (2) 24"	2.6

MODEL	DESCRIPTION	WEIGHT
50-EL15	Kit (2) 36"	5
50-EL36	Kit (2) 48"	7
50-ER18	Connecting kit (4)	7.3

BEAMS

MODEL	DESCRIPTION	WEIGHT
51-B48	Kit (2) 48"	11.75
51-B60	Kit (2) 60"	15.5
51-B72	Kit (2) 72"	17

MODEL	DESCRIPTION	WEIGHT
51-B60HD	Kit (2) 60" Heavy duty	17
51-B72HD	Kit (2) 72" Heavy duty	20
51-B96HD	Kit (2) 96" Heavy duty	27

CROSS BEAM

MODEL	DESCRIPTION	WEIGHT
50-TP18	Cross beam 18"	1.5
50-TP24	Cross beam 24"	2

MODEL	DESCRIPTION	WEIGHT
50-TP36	Cross beam 36"	3
50-TP48	Cross beam 48"	4

STEEL DECK

MODEL	DESCRIPTION	WEIGHT
51-T1224	12" W x 24" D	5.5
51-T1236	12" W x 36" D	9
51-T1248	12" W x 48" D	12

MODEL	DESCRIPTION	WEIGHT
51-T2424	24" W x 24" D	9
51-T2436	24" W x 36" D	14
51-T2448	24" W x 48" D	19

STEEL WIRED DECK

MODEL	DESCRIPTION	WEIGHT
	Please, contact us	NA

WOOD DECK

MODEL	DESCRIPTION	WEIGHT
	Please, contact us	NA

50-PN



50-PS



50-PS16



ACCESSORIES

MODEL	DESCRIPTION	WEIGHT
50-PS	Floor anchor plate	0.3
50-PN	Leveling Glides (2)	1

MODEL	DESCRIPTION	WEIGHT
50-PS12	Shim plate 12Ga	0.2
50-PS16	Shim plate 16Ga	0.1

Contact Us for other or personalized configuration

SHELVING SYSTEM › Bank of drawers

> Bank of drawers 24" H for shelving system



Available with drawers only or within a closed AGF shelving system, available in widths of 36" or 48" and 24" deep.

Preconfigured models 24" H - Configuration #1

- ◆ 2x 3" drawer (200 lb) with 24 compartments (36" W) or 32 compartments (48" W)
- ◆ 3x 4" drawer (200 lb) with 24 compartments (36" W) or 32 compartments (48" W)
- ◆ 1x 6" drawer (440 lb) with 12 compartments (36" W) or 16 compartments (48" W)

MODEL	DESCRIPTION
CE-3624-01	36" W X 24" D X 24" H with 6 drawers #1
CE-4824-01	48" W X 24" D X 24" H with 6 drawers #1
51-362475-01	Shelving 36" W X 24" D X 75" H with bank of 6 drawers #1
51-482487-01	Shelving 48" W X 24" D X 87" H with bank of 6 drawers #1

Preconfigured models 24" H - Configuration #2

- ◆ 3x 4" drawer (200 lb) with 24 compartments (36" W) or 32 compartments (48" W)
- ◆ 2x 6" drawer (400 lb) with 12 compartments (36" W) or 16 compartments (48" W)

MODEL	DESCRIPTION
CE-3624-02	36" W X 24" D X 24" H with 5 drawers #2
CE-4824-02	48" W X 24" D X 24" H with 5 drawers #2
51-362475-02	Shelving 36" W X 24" D X 75" H with bank of 5 drawers #2
51-482487-02	Shelving 48" W X 24" D X 87" H with bank of 5 drawers #2

> Bank of drawers 36" H for shelving system



Available with drawers only or within a closed AGF shelving system, available in widths of 36" or 48" and 24" deep.

Preconfigured models 36" H - Configuration #1

- ◆ 2x 3" drawer (200 lb) with 24 compartments (36" W) or 32 compartments (48" W)
- ◆ 3x 4" drawer (200 lb) with 24 compartments (36" W) or 32 compartments (48" W)
- ◆ 3x 6" drawer (440 lb) with 12 compartments (36" W) or 16 compartments (48" W)

MODEL	DESCRIPTION
CE-3636-01	36" W X 24" D X 36" H with 8 tiroirs
CE-4836-01	48" W X 24" D X 36" H with 8 tiroirs
51-363675-01	Shelving 36" W X 24" D X 75" H with bank of 8 drawers #1
51-483687-01	Shelving 48" W X 24" D X 87" H with bank of 8 drawers #1

Preconfigured models 36" H - Configuration #2

- ◆ 3x 4" drawer (200 lb) with 24 compartments (36" W) or 32 compartments (48" W)
- ◆ 4x 6" drawer (440 lb) with 12 compartments (36" W) or 16 compartments (48" W)

MODEL	DESCRIPTION
CE-3636-02	36" W X 36" D X 24" H with 7 drawers #2
CE-4836-02	48" W X 36" D X 24" H with 7 drawers #2
51-363675-02	Shelving 36" W X 36" D X 75" H with bank of 7 drawers #2
51-483687-02	Shelving 48" W X 36" D X 87" H with bank of 7 drawers #2

Contact Us for other or personalized configuration

SHELVING SYSTEM › Bank of drawers

> Bank of drawers 48" H for shelving system



Available with drawers only or within a closed AGF shelving system, available in widths of 36" or 48" and 24" deep.

Preconfigured models 48" H - Configuration #1

- ◆ 6x 4" drawer (200 lb) with 24 compartments (36" W) or 32 compartments (48" W)
- ◆ 4x 6" drawer (440 lb) with 12 compartments (36" W) or 16 compartments (48" W)

MODEL	DESCRIPTION
CE-3648-01	36" W X 24" D X 24" H with 10 drawers #1
CE-4848-01	48" W X 24" D X 24" H with 10 drawers #1
51-364875-01	Shelving 36" W X 24" D X 75" H with bank of 10 drawers #1
51-484887-01	Shelving 48" W X 24" D X 87" H with bank of 10 drawers #1

Preconfigured models 48" H - Configuration #2

- ◆ 8x 6" drawer (400 lb) with 12 compartments (36" W) or 16 compartments (48" W)

MODEL	DESCRIPTION
CE-3624-02	36" W X 24" D X 24" H with 8 drawers #2
CE-4824-02	48" W X 24" D X 24" H with 8 drawers #2
51-362475-02	Shelving 36" W X 24" D X 75" H with bank of 8 drawers #2
51-482487-02	Shelving 48" W X 24" D X 87" H with bank of 8 drawers #2

> Bank of drawers - Options



Key locking kit

- ◆ key locking kit including two (2) keys
- ◆ Allows the opening of one drawer at a time;
- ◆ Including adjusted shelf and hardware;
- ◆ Available only for bank of drawers 48" height.

MODEL	DESCRIPTION	WEIGHT
SC36	Key lock kit for bank of drawers 36" W	41
SC48	Key lock kit for bank of drawers 48" W	48

Bank of drawers security kit

- ◆ Allows the opening of one drawer at a time;
- ◆ Available only for bank of drawers 48" height.

MODEL	DESCRIPTION	WEIGHT
SP36	One drawer kit for bank of drawers 36" W	41
SP48	One drawer kit for bank of drawers 48" W	49

Digital locking kit

- ◆ Digital locking kit with 4 digits combination;
- ◆ Allows the opening of one drawer at a time;
- ◆ Including adjusted shelf and hardware;
- ◆ Available only for bank of drawers 48" height.

MODEL	DESCRIPTION	WEIGHT
SN36	Digital lock kit for bank of drawers 36" W	41
SN48	Digital lock kit for bank of drawers 48" W	48

AGF bank of drawers integrates with existing shelving systems such as Metalware, Rousseau, Dixie, Space Saver. Contact us for more information.

Contact Us for other or personalized configuration




B R O M E

> Product Family



> Choice of Colors



1 888 263 5993

147, Des Textiles
Cowansville (Quebec) J2K 3P8

WWW.AGFBROME.COM

